

GILBERT

COMMUNITY SCHOOL DISTRICT

2008-2009

ANNUAL PROGRESS REPORT TO THE COMMUNITY

Gilbert Community
School District



Gilbert Elementary
School



Gilbert Middle School



Gilbert High School

Annual Progress
Report to the
Community
2008-2009



GILBERT

COMMUNITY SCHOOL DISTRICT



2008-2009 Board of Education

Marcia DeZonia, President
Kim Mosiman, Vice President
Chris Benda
Paul Livingston
Mary Zimmerman
Johna Clancy, Board Secretary & Business Manager



2008-2009 School Administration

John Kinley
Superintendent
Hope Bossard
Director of Curriculum & School Improvement
Joel Weeks
High School Principal
Chris Billings
Middle School Principal
Karl Schloerke
Elementary School Principal
Don Knock
Athletic Director

The front cover was designed by Kristen Hill, 11th grader in Computer Graphics Design Class.

2008-2009 Employees:

Teachers.....	87
Nurses	2
Secretaries	8
Transportation	13
Educational Aides	20
Custodians	8
Food Service	11

District Profile:

48 square miles
 Story County cities of Gilbert and north Ames, along with rural areas.
 Boone County rural area is also within the district boundaries.

Total Enrollment: 1170

Elementary K-4.....	436
Middle School 5-8	377
High School 9-12	357

Student Population Data:

Asian 3.6%, Hispanic 3.2%,
 White 91.5%, Black 1.8%,



Average Daily Attendance:

Gilbert K-8 Ratio	96.70%
State K-8	95.70%
Gilbert K-12 Ratio	96.05%
Gilbert K-12 State Ratio	94.87%

Graduation rate:

Gilbert	95.12%
State Goal.....	88.70%

Dropout Rate:

0.57% of Gilbert 9-12 students
 chose to drop out
 (3 students)—2 females, 1 male



Student Data:

Free/reduced lunch students.....	6.58%
Special education students	10.00%
Gifted/talented students	8.88%
ELL (English Language Learners) students	0.94%

Post-Secondary Success Indicators:

- Graduating students declaring intent to pursue post-secondary education/training:..... 89.74%
- High school graduates completing a core program (4 years of English, 3 years of math, science, and social studies)..... 81.25%
- Students scoring over 20 on the ACT test..... 82.30%
- Average Composite ACT for the 2009 graduating class was 23.2, compared to the state average of 22.4.
- 1 National Merit Finalist

ACT Historical Results:

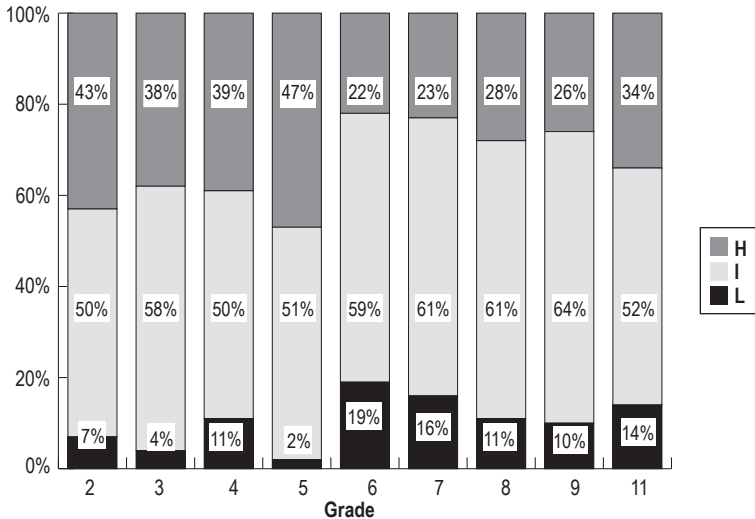
Local = Gilbert Students

Grad Year	Total Tested		English		Mathematics		Reading		Science		Composite	
	Local	State	Local	State	Local	State	Local	State	Local	State	Local	State
2003	59	24,200	22.9	21.3	23.1	21.6	24.3	22.4	23.4	22.1	23.6	22.0
2004	63	23,591	22.1	21.4	22.5	21.8	23.3	22.4	22.7	22.1	22.7	22.0
2005	55	22,545	22.8	21.5	22.8	21.7	24.6	22.4	23.0	22.1	23.4	22.0
2006	54	22,233	20.8	21.6	22.0	21.8	22.0	22.5	22.2	22.1	21.9	22.1
2007	66	23,016	22.6	21.6	22.5	21.9	23.6	22.6	22.9	22.3	23.0	22.3
2008	70	22,950	24.4	21.9	25.0	22.0	25.2	22.9	25.1	22.3	25.1	22.4
2009	66	22,377	22.3	21.9	24.2	21.9	22.9	22.9	23.0	22.4	23.2	22.4



Iowa Test Basic Skills Iowa Test Educational Development 2008-2009 Reading Results

ITBS Reading Comprehension 2008-2009



District-wide Student Results

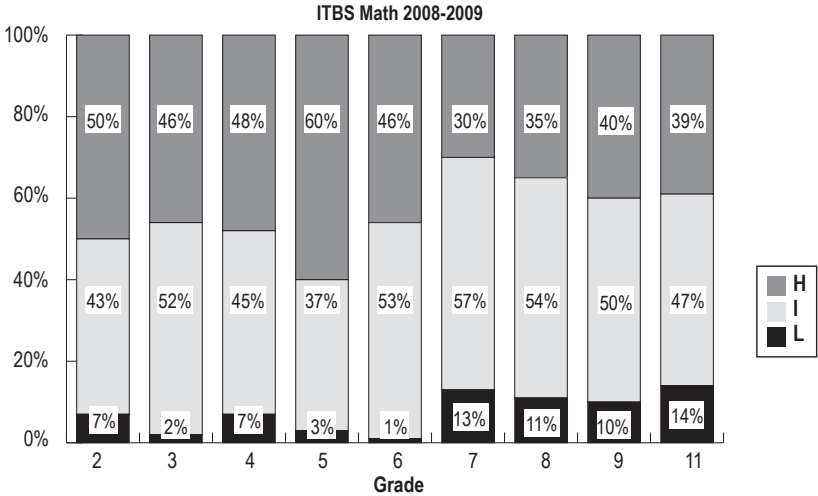
High – 90th percentile and above national percentile
Intermediate – 41st-89th national percentile
Low – 40th percentile and below

Proficiency

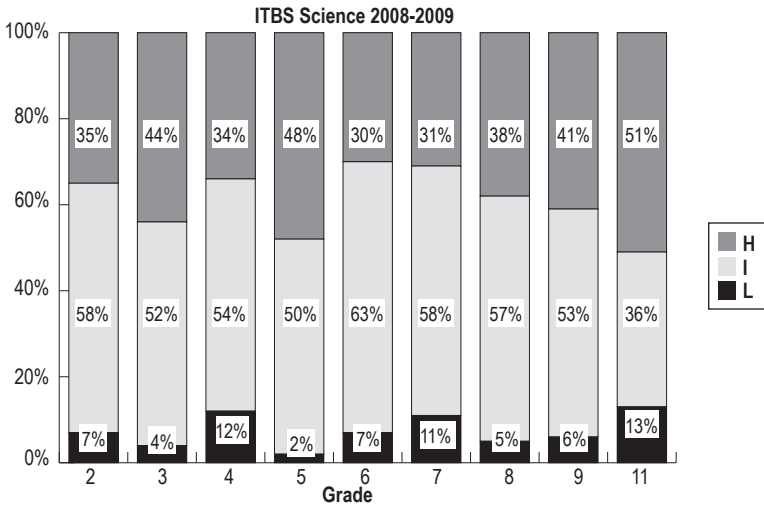
Intermediate & High – percentage proficient
(defined by *No Child Left Behind*)
Low – percentage NOT proficient



Iowa Test Basic Skills
 Iowa Test Educational Development
 2008-2009
Math Results



Iowa Test Basic Skills
 Iowa Test Educational Development
 2008-2009
Science Results



2008-2009 Student-Achievement Goals



2008-2009 Annual Reading Goals:

1. Our first reading goal was to have the percentage of first grade students in the low risk or established category (using the 1st grade DIBELS Oral Reading Fluency) increase from the fall testing to the spring testing.

We did meet the goal. We had 82% in the low risk category (established category) at the beginning of the year and 90% in the low risk (established category) by the end of the year — a growth of 8%.

Results for each of the testing periods:

January

Low Risk 82%

Some Risk 16%

At Risk 1%

May

Low Risk 90%

Some Risk 9%

At Risk 1%

2. Our second reading goal was to increase the percent of students in 7th grade scoring proficient or higher on the reading comprehension subtest of the ITBS.

We did meet the goal. The previous year, as 6th graders in 2007-2008, 83.5% of the students scored as proficient on the reading comprehension subtest of the ITBS. As 7th graders in 2008-2009, 83.9% of the students scored as proficient on the reading comprehension subtest of the ITBS.



2008-2009 Annual Math Goal:

Our goal was to increase the percent of 4th grade students scoring proficient or above on the ITBS in math.

We did meet the goal. In 2007-2008, 87% of the students scored as proficient or above on the ITBS in math. In 2008-2009, 93% of the students in 4th grade cohort group scored as proficient or above on the ITBS in math.



2008-2009 Annual Science Goal:

Our goal was to increase the percent of students in 9th grade scoring proficient or above on the science total of the ITED.

We did meet the goal. In 2007-2008, 89% of the 9th grade students scored as proficient on science total of the ITED. In 2008-2009, 94% of our 9th grade students scored as proficient on science total of the ITED.



2009-2010 Student-Achievement Goals

2009-2010 Annual Reading Goal:

By the end of the 2009-2010 school year, the district will see an increase in the percent of students in 7th grade scoring proficient or higher on the reading comprehension subtest of the ITBS. As 6th graders in 2008-2009, 80.2% of the students scored proficient or higher on the reading comprehension subtest of the ITBS.

2009-2010 Annual Math Goal:

By the end of the 2009-2010 school year, there will be an increase in the percent of students in 11th grade scoring proficient or above on the math total of the ITBS. In 2008-2009, 86% of the 11th grade students scored as proficient on the math total of the ITBS.

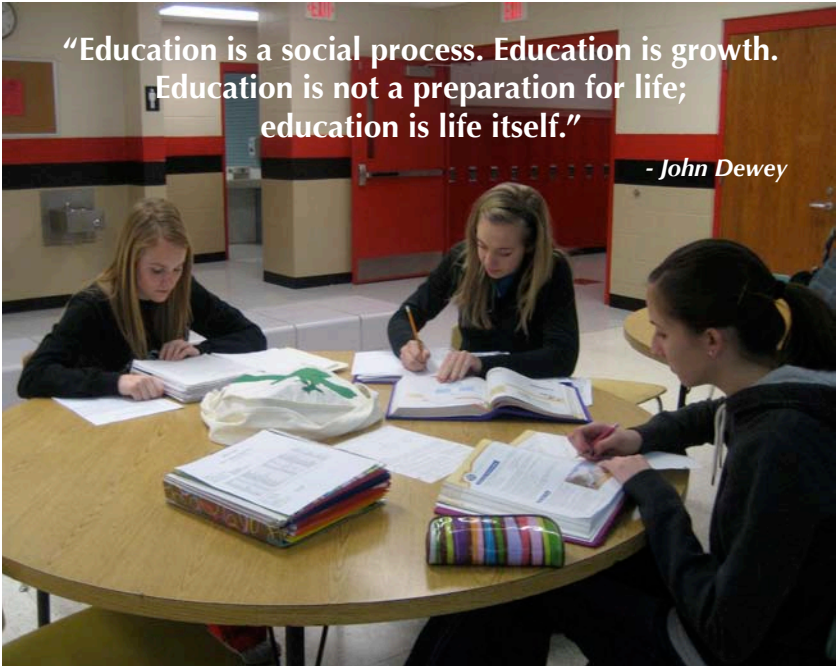


2009-2010 Annual Science Goal:

By the end of the 2009-2010 school year, there will be an increase in the percent of students in 5th grade scoring proficient or above on the science total of the ITED. In 2007-2008, 88% of the 4th grade students scored as proficient on science total of the ITED.

**“Education is a social process. Education is growth.
Education is not a preparation for life;
education is life itself.”**

- John Dewey



Mid-Iowa Achievement Testing

Achievement level tests are scored on a RIT scale. The RIT scale is like a yardstick; each year you should see growth up the scale in each subject area. Using this kind of scale allows all students to see progress and growth, including those who are above and below the mean.

Gilbert students scored above the national means in all areas.

Spring 2008 Mid-Iowa Achievement Test Results

Reading

Gilbert students in grades 3-10 took the **Mid-Iowa Consortium Reading Test**. Gilbert students continue to score above the national median. Spring testing comparisons are provided as evidence.

Grade	National Mean	Gilbert Mean
3	192	210
4	201	216
5	208	222
6	213	222
7	217	223
8	220	230
9	220	235
10	226	233

Math

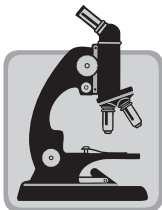
Gilbert students in grades 3-10 took the **Mid-Iowa Consortium Math Test**. Gilbert students continue to score above the national median. Spring testing comparisons are provided as evidence.

Grade	National Mean	Gilbert Mean
3	192	211
4	203	219
5	212	233
6	219	239
7	225	237
8	230	243
9	233	247
10	237	249

Science

Gilbert students in grades 3-10 took the **Mid-Iowa Consortium Science Test**. Gilbert students continue to score above the national median. Spring testing comparisons are provided as evidence.


Grade	National Mean	Gilbert Mean
3	191	202
4	196	207
5	201	212
6	205	214
7	208	212
8	211	222
9	213	223
10	216	224





Business Horizons at Gilbert High School

- All juniors and seniors participate in a 4-Day Business Camp
- Sponsored by the Association of Business and Industry Foundation
- Only in-school Business Horizons program in the state
- Introduction on how to run a business
- Business executives (past and present) partner with school faculty to build this authentic learning experience for students



 Another learning opportunity for high school students included a Career Speaker Event. 65 professionals came to the high school to speak with students about their careers.

 The district partnered with the Ames Chamber of Commerce so that seventh grade students could participate in Youth Market Place, an entrepreneurial program.

 All students in middle school and high school participate in job shadowing experiences.

Annual Community Service Project

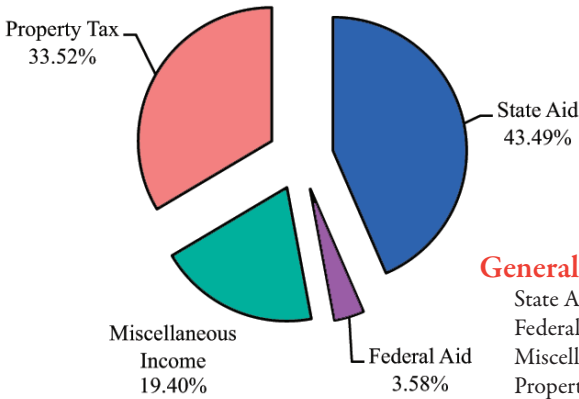


Delivered the gingerbread village and more than 400 greeting cards to Bethany Manor.

Mission

The Gilbert Learning Community will foster a passion for learning and empower each student to become a productive citizen in today's global society.

Gilbert Community School District 2008-09 Budget

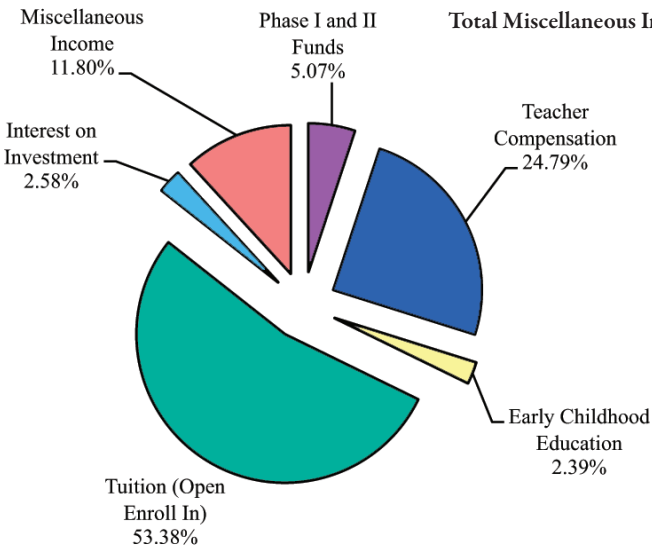


General Fund Receipts

State Aid	4,606,543
Federal Aid	379,014
Miscellaneous Income.....	2,055,176
Property Tax.....	3,550,256
Total Receipts	10,590,989

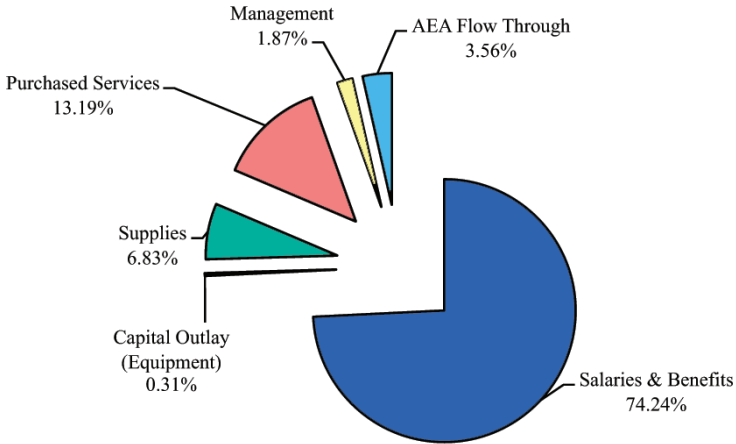
Miscellaneous Income

Phase I and II Funds.....	104,111
Teacher Compensation.....	509,397
Early Childhood Education	49,018
Tuition (Open Enroll In).....	1,097,136
Interest on Investment	53,019
Miscellaneous Income.....	242,495
Total Miscellaneous Income.....	2,055,176



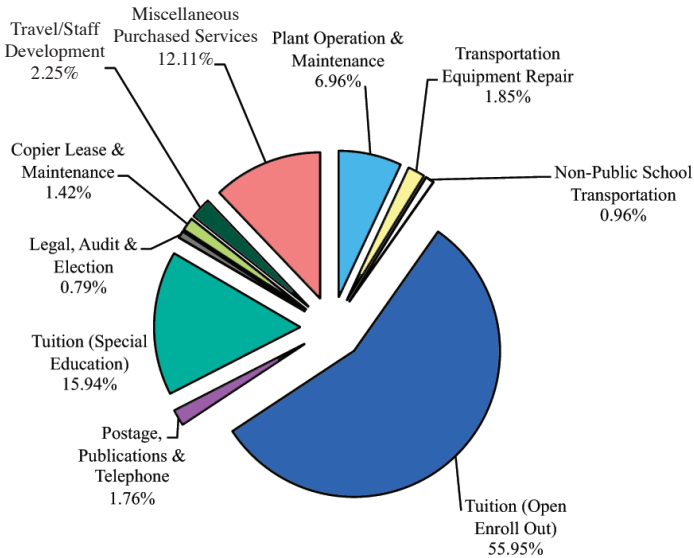
General Fund Expenses

Salaries & Benefits	7,933,959	Management	199,733
Capital Outlay (Equipment)	33,480	AEA Flow Through.....	380,378
Supplies	730,079	Total Expenses	10,687,415
Purchased Services.....	1,409,786		



Purchased Services

Plant Operation & Maintenance	98,064	Legal, Audit & Election.....	11,175
Transportation Equipment Repair ...	26,048	Copier Lease & Maintenance.....	20,022
Non-Public School Transportation...	13,587	Travel/Staff Development.....	31,788
Tuition (Open Enrollment).....	788,751	Miscellaneous Purchased Services.....	170,767
Postage, Publications & Telephone ..	24,820	Total Purchased Services	1,409,786
Tuition (Special Education).....	224,764		





Gilbert Community School District
103 Mathews Drive
Gilbert, Iowa 50105

Nonprofit
Organization
U.S. POSTAGE
PAID
Gilbert, IA
Permit No. 1

